

TECHNICAL DATA

NG040



SPECIFICATIONS

Properties	NG040	STANDARDS
Material	LDPE - 100% recycled	
Mass per unit area (kg/m ²)	5.20	ISO 845
Length (mm)	500	ISO 1923
Width (mm)	500	
Thickness (mm)	40	
Thickness (mm)	Slab	40
	Walls	3 to 5.5
Cell size (mm)	Variable ± 65	
Colour	Black	
Anchoring points	Four per side / 8 per linear metre	
Resistance to chemical agents	Excellent resistance to water and most acids, bases and salt solutions	
UV-resistant	Anti-UV treatment	
Compression resistance*	up to 800 t/m ²	ISO 844
Applications**	Areas for pedestrians, cyclists and light motorcyclists	ISO 124
	Light vehicle driveways	
	Light vehicle parking areas	
	Occasional firefighter vehicle access	ISO 1072
	Maximum load: 20 tonnes per axle	
Light vehicle driveways, up to 10% slope		


*varies depending on nature of filling material
 **Applications are specified pursuant to standards requirements mentioned, and in the case of a filled slab
 NOTE: Values indicated in this sheet may be used as guidelines for product use; they should be considered neither as specification limits, nor as guarantees. In addition, product application, use and/or processing are beyond our control and, consequently, are the exclusive user and/or processor responsibility.

Product name	Code article	Height (mm)	Dimensions (mm)	Units per package	Type of packaging
SLAB NG040 BLACK/H40MM/500X500MM	12270	40	500 x 500	260	PALLET 1,200 x 1,000
EXPANSION ACCESSORY/H32/205X65	13012	32	205 x 65	144	BOX 600x400
PARKING MARKER NG040 WHITE/75X75MM	12271	45	75 x 75	350	

TECHNICAL DATA

NG040

SLABS NG040 PACKAGING



NG040 SLAB

COUNT PER PALLET	260	
M ² / PALLET	65	
PALLET WEIGHT (KG)	360	
PACKAGE DIMENSIONS	L	1,200MM
	W	1,000MM
	H	2,520MM
PACKAGING DESCRIPTION	SLABS, CLIPPED INTO LOTS OF 4 ANGLE IRONS AND STRAPPING PALLET LABEL DELIVERED ON DISPOSABLE WOODEN PALLET	

PARKING MARKER NG040

PACKAGE DIMENSIONS	L	600MM
	W	400MM
	H	310MM
PACKAGING DESCRIPTION	BOX	
COUNT PER BOX	350	
BOX WEIGHT (KG)	14	

EXPANSION ACCESSORY

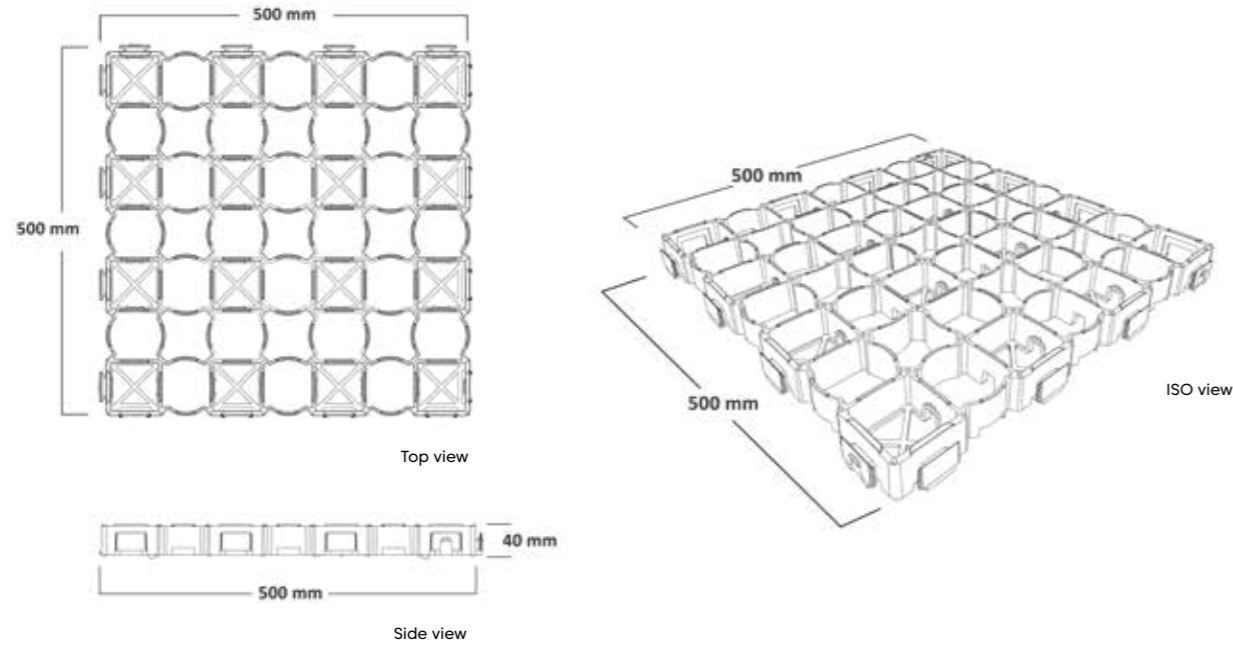
PACKAGE DIMENSIONS	L	600MM
	W	400MM
	H	310MM
PACKAGING DESCRIPTION	BOX	
COUNT PER BOX	144	
BOX WEIGHT (KG)	15	

TECHNICAL DATA

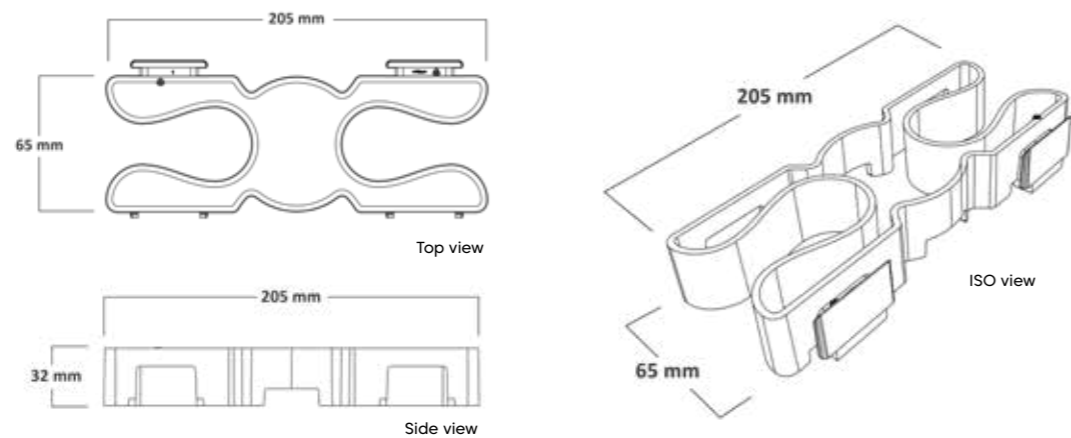
NG040



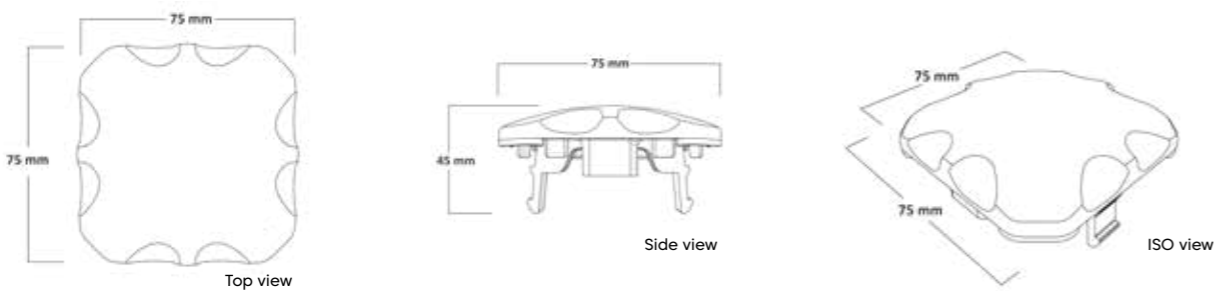
NG040 SLAB DIMENSIONAL DIAGRAMS



DILATION ACCESSORY DIMENSIONAL DIAGRAMS



DIMENSIONAL DIAGRAMS FOR PARKING MARKER NG040



TECHNICAL DATA

NG040

EXPANSION AND SPLITTING DIAGRAMS

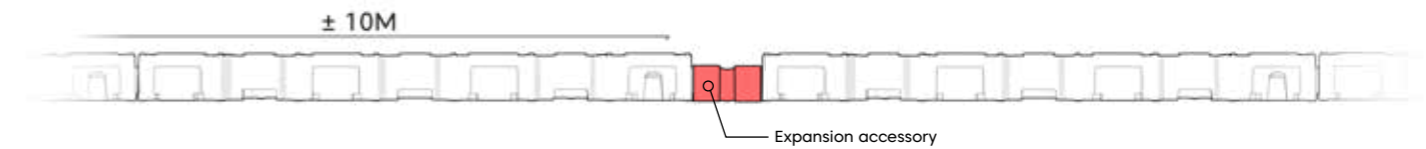
EXPANSION JOINT

Leave at least 5cm between bordering and NG040 slabs to allow them to expand at the edges and prevent them from lifting.


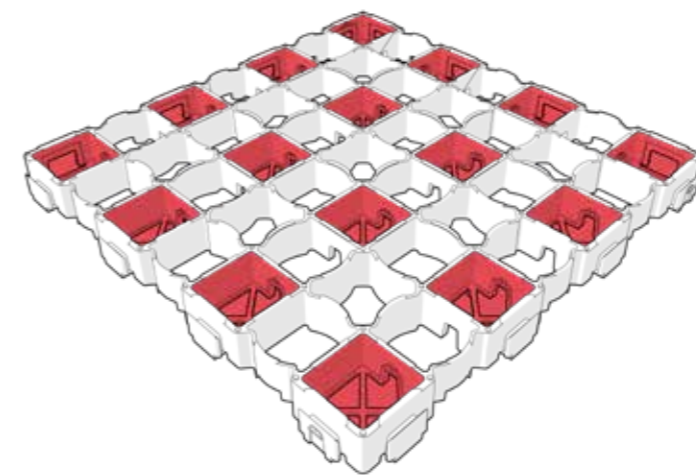


SPLITTING JOINT

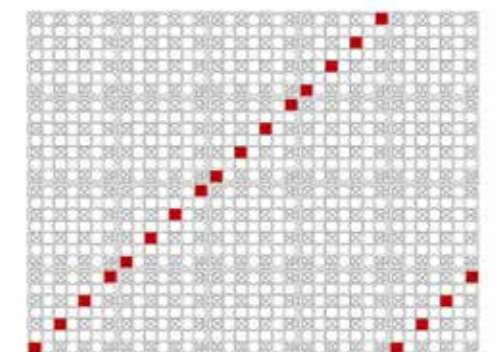
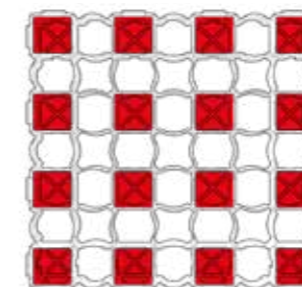
Ensure a splitting joint is used between slabs for all lengths greater than 10 metres. This joint may be fashioned using expansion accessory NG040. Use 2 accessories per slab, i.e. 4 accessories per linear metre of splitting.



POSITIONING DIAGRAMS FOR MARKING PADS



90° pattern



45° herringbone pattern