

## K2-KAN STRUCTURED PIPES

PP DN/ID

### Sewer corrugated pipe DN/ID

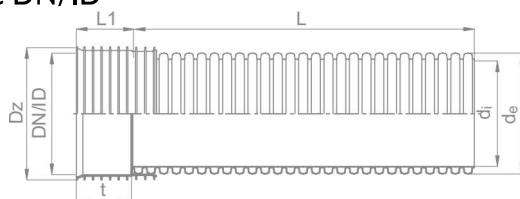
PP K2-Kan with socket and seal

SN 8

Colour: ●, ● - selected dimensions

Standards: PN-EN 13476-3,

Technical Opinion dated 30.06.2008 by GIG Katowice



Dimension ( DN/ID x L ) [ mm ]	Index	d <sub>i</sub>	d <sub>e</sub>	D <sub>z</sub>	L <sub>1</sub>	t
150 x 3000	0922343300	150	171	192	86	82
150 x 6000	0922343600	150	171	192	86	82
200 x 3000	0922543300	200	225	254	110	101
200 x 6000	0922543600	200	225	254	110	101
250 x 3000	0922743300	250	282	317	135	125
250 x 6000	0922743600	250	282	317	135	125
300 x 3000	0922943300	300	340	376	158	149
300 x 6000	0922943600	300	340	376	158	149
400 x 3000	0923143300	400	455	499	214	208
400 x 6000	0923143600	400	455	499	214	208
500 x 3000	0923343300	500	569	615	268	247
500 x 6000	0923343600	500	569	615	268	247
600 x 3000	0923543300	600	683	731	309	278
600 x 6000	0923543600	600	683	731	309	278
800 x 3000 ●	0923749300	800	905	970	395	372
800 x 6000 ●	0923749600	800	905	970	395	372
1000 x 3000 ●	0923949300	1000	1135	1212	480	455
1000 x 6000 ●	0923949600	1000	1135	1212	480	455

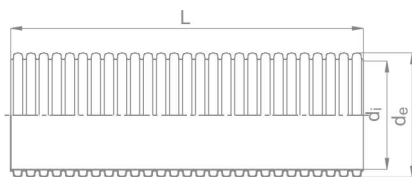
### Sewer corrugated pipe DN/ID

PP K2-Kan without socket and seal

SN 8

Colour: ●, ● - selected dimensions

Standards: PN-EN 13476-3



Dimension ( DN/ID x L ) [ mm ]	Index	d <sub>i</sub>	d <sub>e</sub>
150 x 6000	0942343600	150	171
200 x 6000	0942543600	200	225
250 x 6000	0942743600	250	382
300 x 6000	0942943600	300	340
400 x 6000	0943143600	400	455
500 x 6000	0943343600	500	569
600 x 6000	0943543600	600	683
800 x 6000 ●	0943749600	800	905
1000 x 6000 ●	0943949600	1000	1135

# K2-KAN STRUCTURED PIPES

PP DN/ID

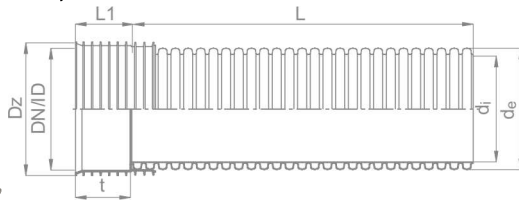
## Sewer corrugated pipe DN/ID

PP K2-Kan with socket and seal

SN 10\*

Colour: ●, ● - selected dimensions

Standards: PN-EN 13476-3,



ITB-KOT-2017/0120 edition 1, Technical Opinion dated 30.06.2008 by GIG Katowice

Dimension ( DN/ID x L ) [ mm ]	Index	d <sub>i</sub>	d <sub>e</sub>	D <sub>z</sub>	L <sub>1</sub>	t
150 x 3000	0922353300	150	171	192	86	82
150 x 6000	0922353600	150	171	192	86	82
200 x 3000	0922553300	200	225	254	110	101
200 x 6000	0922553600	200	225	254	110	101
250 x 3000	0922753300	250	282	317	135	125
250 x 6000	0922753600	250	282	317	135	125
300 x 3000	0922953300	300	340	376	158	149
300 x 6000	0922953600	300	340	376	158	149
400 x 3000	0923153300	400	455	499	214	208
400 x 6000	0923153600	400	455	499	214	208
500 x 3000	0923353300	500	569	615	268	247
500 x 6000	0923353600	500	569	615	268	247
600 x 3000	0923553300	600	683	731	309	278
600 x 6000	0923553600	600	683	731	309	278
800 x 3000 ●	0923759300	800	905	970	395	372
800 x 6000 ●	0923759600	800	905	970	395	372
1000 x 3000 ●	0923959300	1000	1135	1212	480	455
1000 x 6000 ●	0923959600	1000	1135	1212	480	455

## Sewer corrugated pipe DN/ID

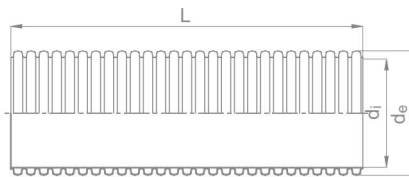
PP K2-Kan without socket and seal

SN 10\*

Colour: ●, ● - selected dimensions

Standards: PN-EN 13476-3,

ITB-KOT-2017/0120 edition 1



Dimension ( DN/ID x L ) [ mm ]	Index	d <sub>i</sub>	d <sub>e</sub>
150 x 6000	0942343600	150	171
200 x 6000	0942543600	200	225
250 x 6000	0942743600	250	382
300 x 6000	0942943600	300	340
400 x 6000	0943143600	400	455
500 x 6000	0943343600	500	569
600 x 6000	0943543600	600	683
800 x 6000 ●	0943749600	800	905
1000 x 6000 ●	0943949600	1000	1135

\* SN 12 i SN 16 pipes are made to order after consultations with manufacturer

## K2-KAN FITTINGS

PP DN/ID

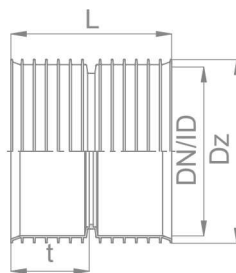
### PP coupling

K2-Kan

without seal

Colour: ●, ● - selected dimensions

Standards: PN-EN 13476-3, ITB-KOT-2017/0120 edition 1



Dimension ( DN/ID ) [ mm ]	Index	D <sub>z</sub>	L	t
150	1003243000	192	167	82
200	1003253000	254	220	101
250	1003273000	317	270	125
300	1003293000	376	315	149
400	1003313000	499	427	208
500	1003333000	615	536	247
600	1003353000	731	618	278
800 ●	1003373000	970	794	372
1000 ●	1003393000	1212	972	455

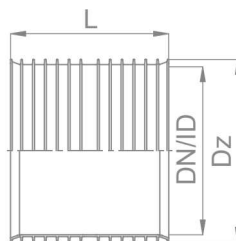
### PP sleeve

K2-Kan

without seal

Colour: ●, ● - selected dimensions

Standards: PN-EN 13476-3, ITB-KOT-2017/0120 edition 1



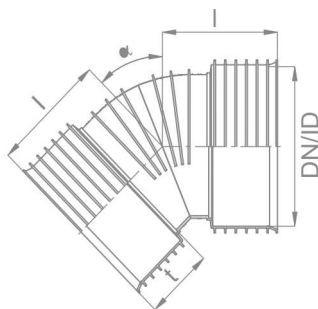
Dimension ( DN/ID ) [ mm ]	Index	D <sub>z</sub>	L
150	1001243000	192	167
200	1001253000	254	220
250	1001273000	317	270
300	1001293000	376	315
400	1001313000	499	427
500	1001333000	615	437
600	1001353000	731	508
800 ●	1001373000	970	657
1000 ●	1001393000	1212	817

## K2-KAN FITTINGS

PP DN/ID

### PP bend

K2-Kan  
without seal  
double socket  
Colour: ●



Standards: PN-EN 13476-3, ITB-KOT-2017/0120 edition 1

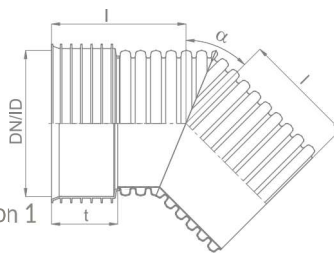
Dimension ( DN/ID   $\alpha$ ) [ mm ]	Index	l	t
150 / 15°	1012243150	109	83
150 / 30°	1012243300	119	83
150 / 45°	1012243450	130	83
150 / 90°	1012243900	182	83
200 / 15°	1012253150	144	101
200 / 30°	1012253300	152	101
200 / 45°	1012253450	170	101
200 / 90°	1012253900	215	101
250 / 15°	1012273150	176	125
250 / 30°	1012273300	192	125
250 / 45°	1012273450	210	125
250 / 90°	1012273900	273	125
300 / 15°	1012293150	225	149
300 / 30°	1012293300	245	149
300 / 45°	1012293450	268	149
300 / 90°	1012293900	310	149
400 / 15°	1012313150	290	208
400 / 30°	1012313300	317	208
400 / 45°	1012313450	347	208
400 / 90°	1012313900	404	208
500 / 15°	1012333150	417	247
500 / 30°	1012333300	451	247
500 / 45°	1012333450	550	247
500 / 90°	1012333900	620	247
600 / 15°	1012353150	450	278
600 / 30°	1012353300	494	278
600 / 45°	1012353450	650	278
600 / 90°	1012353900	735	278
800 / 15°	1012373150	580	372
800 / 30°	1012373300	620	372
800 / 45°	1012373450	730	372
800 / 90°	1012373900	950	372

## K2-KAN FITTINGS

PP DN/ID

### PP bend

K2-Kan  
without seal  
single socket  
Colour: ●

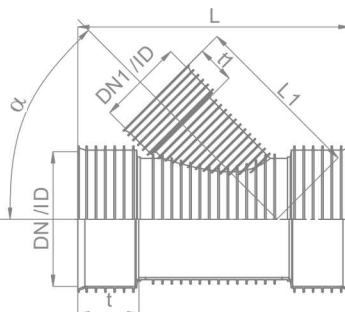


Standards: PN-EN 13476-3, ITB-KOT-2017/0120 edition 1

Wymiar ( DN/ID   $\alpha$ ) [ mm ]	Indeks	l	t
1000 / 15°	1012393150	710	455
1000 / 30°	1012393300	790	455
1000 / 45°	1012393450	930	455
1000 / 90°	1012393900	1180	455

### PP branch 45°

K2-Kan  
without seal  
Colour: ●



Standards: PN-EN 13476-3, ITB-KOT-2017/0120 edition 1  
Other dimensions available on request after consultations with manufacturer

Dimension ( DN/ID   DN <sub>1</sub> ) [ mm ]	Indeks	L	t	L <sub>1</sub>	t <sub>1</sub>
150 / 150	1022153455	449	83	298	82
200 / 150	1022183455	487	101	312	82
200 / 200	1022193450	549	101	387	101
250 / 200	1022233450	714	125	426	101
250 / 250	1022243450	857	125	614	125
300 / 200	1022283450	752	149	453	101
300 / 250	1022293450	899	149	650	125
300 / 300	1022303450	973	149	708	149
400 / 200	1022343450	896	208	644	101
400 / 250	1022353450	1013	208	727	125
400 / 300	1022363450	1087	208	784	149
400 / 400	1022373450	1244	208	918	208
500 / 200	1022413450	1006	247	720	101
500 / 250	1022423450	1123	247	802	125
500 / 300	1022433450	1197	247	860	149
500 / 400	1022443450	1354	247	993	208
600 / 200	1022493450	1088	278	791	101
600 / 250	1022503450	1205	278	873	125
600 / 300	1022513450	1279	278	931	149
600 / 400	1022523450	1436	278	1064	208
800 / 300	1022603450	1455	372	1071	149
1000 / 300	1022703450	1633	455	1286	149

## K2-KAN FITTINGS

PP DN/ID

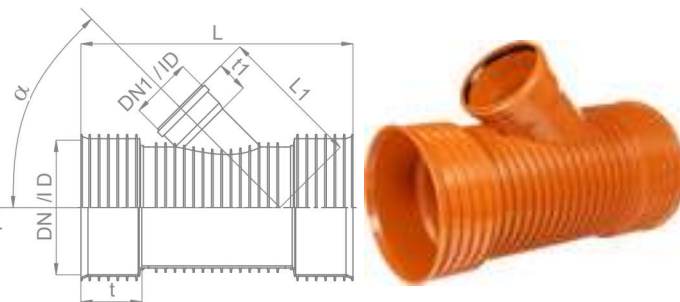
### PP branch 45°

K2-Kan  
without seal  
with connection for smooth pipe

Colour: ●

Standards: PN-EN 13476-3,, ITB-KOT-2017/0120 edition 1

Other dimensions available on request after consultations with manufacturer



Dimension ( DN/ID   DN <sub>1</sub> ) [ mm ]	Indeks	L	t	L <sub>1</sub>	t <sub>1</sub>
150 / 160	1020153455	449	83	294	82
200 / 160	1020183450	487	101	308	82
200 / 200	1020193450	549	101	378	101
250 / 160	1020223450	714	125	344	101
250 / 200	1020233450	714	125	380	125
250 / 250	1020243450	833	125	585	101
300 / 160	1020273450	752	149	380	125
300 / 200	1020283450	752	149	416	149
300 / 250	1020293450	875	149	621	101
400 / 160	1020333450	818	208	632	125
400 / 200	1020343450	876	208	627	149
400 / 250	1020353450	989	208	697	208
500 / 160	1020403450	928	247	708	101
500 / 200	1020413450	986	247	703	125
500 / 250	1020423450	1099	247	773	149
600 / 160	1020483450	1010	278	779	208
600 / 200	1020493450	1068	278	774	101
600 / 250	1020503450	1181	278	844	125
800 / 200	1020583450	1244	372	914	149
1000 / 200	1020683450	1422	455	1129	208

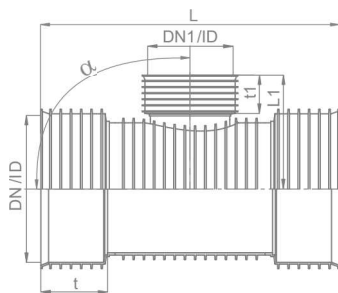
## K2-KAN FITTINGS

PP DN/ID

### PP branch 90°

K2-Kan  
without seal  
Colour: ●

Standards: PN-EN 13476-3, ITB-KOT-2017/0120 edition 1  
Other dimensions available on request after consultations with manufacturer



Dimension ( DN/ID   DN <sub>1</sub> ) [ mm ]	Index	L	t	L <sub>1</sub>	t <sub>1</sub>
150 / 150	1022153905	449	82	200	82
200 / 150	1022183905	497	101	200	82
200 / 200	1022193900	487	101	218	101
250 / 200	1022233900	650	125	275	101
250 / 250	1022243900	700	125	300	125
300 / 200	1022283900	700	149	300	101
300 / 250	1022293900	750	149	325	125
300 / 300	1022303900	800	149	350	149
400 / 200	1022343900	800	208	350	101
400 / 250	1022353900	850	208	375	125
400 / 300	1022363900	900	208	400	149
400 / 400	1022373900	1000	208	460	208
500 / 200	1022413900	900	247	315	101
500 / 250	1022423900	950	247	340	125
500 / 300	1022433900	1000	247	365	149
500 / 400	1022443900	1100	247	415	208
600 / 200	1022493900	1060	278	485	101
600 / 250	1022503900	1110	278	510	125
600 / 300	1022513900	1210	278	535	149
600 / 400	1022523900	1310	278	585	208
800 / 300	1022603900	1240	372	650	149
1000 / 300	1022703900	1410	455	750	149

## K2-KAN FITTINGS

PP DN/ID

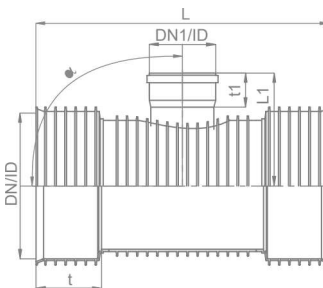
### PP branch 90°

K2-Kan  
without seal  
with connection for smooth pipe

Colour: ●

Standards: PN-EN 13476-3,, ITB-KOT-2017/0120 edition 1

Other dimensions available on request after consultations with manufacturer



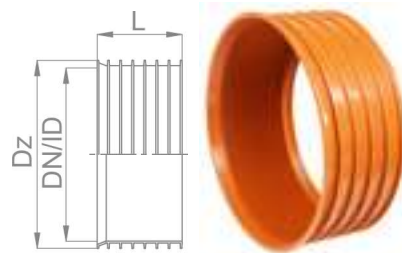
Dimension ( DN/ID   DN <sub>1</sub> ) [ mm ]	Index	L	t	L <sub>1</sub>	t <sub>1</sub>
150 / 160	1020153905	449	82	202	77
200 / 160	1020183900	487	101	200	77
200 / 200	1020193900	487	101	218	92
250 / 160	1020223900	650	125	250	77
250 / 200	1020233900	650	125	265	92
250 / 250	1020243900	700	125	295	121
300 / 160	1020273900	700	149	290	77
300 / 200	1020283900	700	149	295	92
300 / 250	1020293900	750	149	325	121
400 / 160	1020333900	800	208	320	77
400 / 200	1020343900	800	208	335	92
400 / 250	1020353900	850	208	365	121
500 / 160	1020403900	900	247	380	77
500 / 200	1020413900	900	247	355	92
500 / 250	1020423900	950	247	420	121
600 / 160	1020483900	1060	278	440	77
600 / 200	1020493900	1060	278	455	92
600 / 250	1020503900	1110	278	480	121
800 / 200	1020583900	1140	372	595	92
1000 / 200	1020683900	1310	455	659	92



## PP Grommet

K2-Kan  
without seal  
through concrete manhole  
Colour: ●

Standards: PN-EN 13476-3, ITB-KOT-2017/0120 edition 1

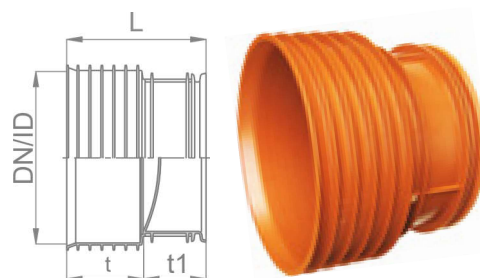


Dimension ( DN/ID ) [ mm ]	Index	D <sub>z</sub>	L
150	1049243000	192	110
200	1049253000	254	110
250	1049273000	317	131
300	1049293000	376	154
400	1049313000	499	209
500	1049333000	615	268
600	1049353000	731	309
800	1049373000	970	395
1000	1049393000	1212	480

## PP cap

K2-Kan  
without seal  
universal for socket or spigot  
Colour: ●

Standards: PN-EN 13476-3, ITB-KOT-2017/0120 edition 1




Dimension ( DN/ID ) [ mm ]	Index	L	t	t <sub>1</sub>
150	1040243000	163	83	78
200	1040253000	197	101	96
250	1040273000	239	125	114
300	1040293000	283	148	135
400	1040313000	372	204	171
500	1040333000	480	233	228
600	1040353000	535	259	255

### PP cap

K2-Kan  
without seal  
external  
Colour: ●

Standards: PN-EN 13476-3, ITB-KOT-2017/0120 edition 1




Dimension ( DN/ID ) [ mm ]	Index	L	t
800	1041373000	452	440
1000	1041393000	540	528

### PP cap

K2-Kan  
without seal  
gasket internal to socket  
Colour: ●

Standards: PN-EN 13476-3, ITB-KOT-2017/0120 edition 1




Dimension ( DN/ID ) [ mm ]	Index	L	t
800	1042373000	397	353
1000	1042393000	486	435

### PP eccentric reducer

K2-Kan  
without seal  
Colour: ●

Standards: PN-EN 13476-3, ITB-KOT-2017/0120 edition 1



Dimension ( DN/ID   DN <sub>1</sub> ) [ mm ]	Index	L	t	t <sub>1</sub>
200 / 150	1030183500	224	101	83
250 / 200	1030233000	317	125	101
300 / 200	1030283000	278	149	101
300 / 250	1030293000	367	149	125
400 / 250	1030353000	493	208	125
400 / 300	1030363000	484	208	149
500 / 300	1030433000	436	247	149
500 / 400	1030443000	585	247	208
600 / 400	1030523000	534	278	208
600 / 500	1030533000	650	278	247
800 / 600	1030633000	718	372	278
1000 / 800	1030743000	895	455	372

## K2-KAN FITTINGS

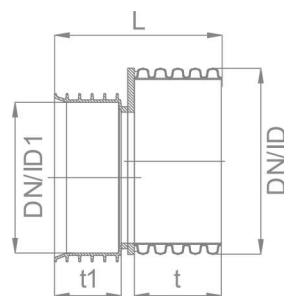
PP DN/ID

### PP eccentric reducer

K2-Kan BK / K2-Kan  
without seal

Colour: ●

Standards: PN-EN 13476-3, ITB-KOT-2017/0120 edition 1



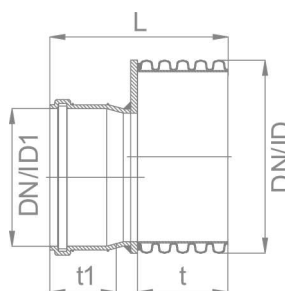
Dimension ( DN/ID   DN <sub>1</sub> ) [ mm ]	Index	L	t	t <sub>1</sub>
250 / 200	1032233000	314	132	101
300 / 200	1032283000	298	176	101
300 / 250	1032293000	387	176	125
400 / 250	1032353000	440	240	125
400 / 300	1032363000	511	240	149
500 / 300	1032433000	461	293	149
500 / 400	1032443000	610	293	208
600 / 400	1032523000	555	330	208
600 / 500	1032533000	671	330	247
800 / 600	1032633000	761	440	278
1000 / 800	1032743000	937	528	372

### PP eccentric reducer

K2-Kan BK / KG  
without seal

Colour: ●

Standards: PN-EN 13476-3, ITB-KOT-2017/0120 edition 1



Dimension ( DN/ID   DN <sub>1</sub> ) [ mm ]	Index	L	t	t <sub>1</sub>
200 / 160	1034183000	212	110	90
250 / 160	1034223000	234	132	90
300 / 160	1034273000	278	176	90
400 / 160	1034333000	342	240	90
400 / 315	1034363000	407	240	155
500 / 160	1034403000	395	293	90
500 / 315	1034433000	460	293	155
600 / 160	1034483000	432	330	90
600 / 315	1034513000	497	330	155


## K2-KAN FITTINGS

PP DN/ID

### PP coupling for PVC socket

K2-Kan  
without seal  
single socket  
Colour: ●

Standards: PN-EN 13476-3, ITB-KOT-2017/0120 edition 1

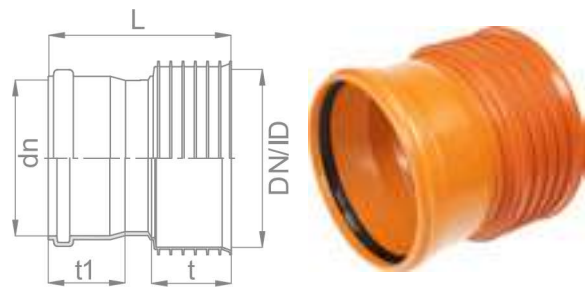


Dimension ( DN/ID   dn ) [ mm ]	Index	L	t	t <sub>1</sub>
150 / 160	1038243000	175	83	88
200 / 200	1038253000	226	101	102
250 / 250	1038273000	265	125	130
300 / 315	1038293000	314	149	155
400 / 400	1038313000	409	208	196
500 / 500	1038333000	502	247	218
600 / 630	1038353000	579	278	270

### PP coupling for PVC socket

K2-Kan  
without seal  
Colour: ●

Standards: PN-EN 13476-3, ITB-KOT-2017/0120 edition 1

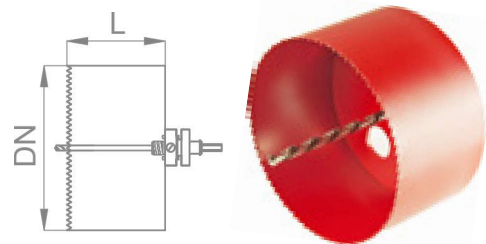


Dimension ( DN/ID   dn ) [ mm ]	Index	L	t	t <sub>1</sub>
150 / 160	1039243000	169	83	82
200 / 200	1039253000	235	101	92
250 / 250	1039273000	282	125	121
300 / 315	1039293000	328	149	140
400 / 400	1039313000	379	208	159
500 / 500	1039333000	475	247	172

### Hole saw with holder

for PP saddle connection  
Colour: ●

Standards: PN-EN 13476-3, ITB-KOT-2017/0120 edition 1



Dimension ( DN/ID   DN <sub>1</sub> ) [ mm ]	Index	L
160 / 177	5191231100	90
200 / 214,5	5191253100	90

## K2-KAN FITTINGS

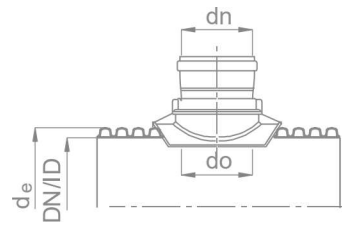
PP DN/ID

### PP Saddle conection

K2-Kan to smooth pipe ( KG )  
mechanical connection

Colour: ●

Standards: PN-EN 13476-3, ITB-KOT-2017/0120 edition 1



Dimension ( DN/ID   dn ) [ mm ]	Index	d <sub>e</sub>	d <sub>o</sub>
250 - 160	1027223900	282	177
300 - 160	1027273900	340	177
300 - 200	1027283900	340	214,5
400 - 160	1027333900	455	177
400 - 200	1027343900	455	214,5
500 - 160	1027403900	569	177
500 - 200	1027413900	569	214,5
600 - 160	1027483900	683	177
600 - 200	1027493900	683	214,5
800 - 160	1027573900	905	177
800 - 200	1027583900	905	214,5
1000 - 160	1027673900	1135	177
1000 - 200	1027683900	1135	214,5

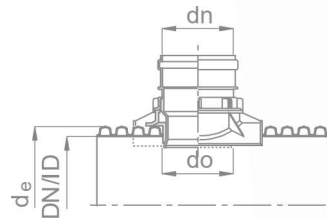
### Saddle 90°

K2-Kan to smooth pipe( KG )  
mechanical connection

Colour: ●

Standards: PN-EN 13476-3, ITB-KOT-2017/0120 edition 1

\* for custom orders



Dimension ( DN/ID   dn ) [ mm ]	Index	d <sub>e</sub>	d <sub>o</sub>
250 - 200 *	1028233900	282	200
300 - 200 *	1028283900	340	200
400 - 200 *	1028343900	455	200
500 - 200 *	1028413900	569	200

## Rubber seal

Colour: ●



Standards: PN-EN 681, PN-EN 13476-3, ITB-KOT-2017/0120 edition 1

Dimension ( DN ) [ mm ]	Index	H	B
150	5131241010	11	10
200	5131251010	14	12
250	5131271010	17	14
300	5131291010	22	18
400	5131311010	31	27
500	5131331010	37	32
600	5131351010	45	35
800	5131371010	58	48
1000	5131391010	72	61

Oil-resistant seal made to order after consultations with manufacturer